



Measure and mark the length of the cable to be opened up. The length is determined by the splice box that you intend to install the cable in. See installation instructions for the box you have chosen. For example 1.5 m, when using Nexans splice box NS2.

Make a ring cut on the cable sheath at the mark.

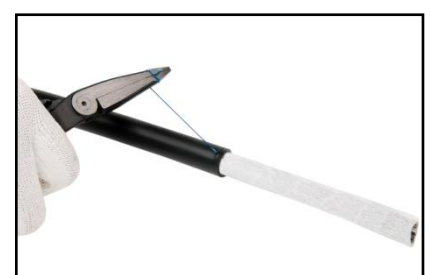
Remove 10 cm of the sheath to expose the cable body and ripcord.

We recommend that you always use the ripcord to remove the sheath.

Make a small cut in the sheath with a wire cutter or sharp knife. Wrap the ripcord around the jaws on a plier.

Put the ripcord in the small cut and pull it through the sheath. Keep the ripcord along the cable when opening the sheath.

Remove the sheath and cut all the yarns and tapes lying around the fiber tubes. Unwrap the fiber tubes from the reinforcing member (FRP) and cut off the FRP in an appropriate length.





Measure and mark the length of the cable to be opened up. The length is determined by the splice box that you intend to install the cable in. See installation instructions for the box you have chosen.

Make a ring cut on the cable sheath at the marks.



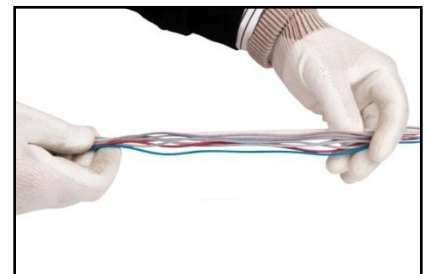
Cut along the cable far enough to expose the cable body and locate the ripcord. Use a tool with controlled cutting depth to prevent damage on the fiber tubes.




Cut the ripcord and wrap it around the jaws on a plier. Place the ripcord in the small cut and pull it through the sheath. Keep the ripcord along the cable when opening the sheath.



Remove the sheath and cut off all the yarns and tapes lying around the fiber tubes. Wrap off the fiber tubes from the reinforcing member (FRP) and cut off FRP in an appropriate length.



All fiber tubes have got a minimum bend radius. If the tubes are bent below this limit they could break and cause damage the fiber. Splice box made for midspan access sometimes got an oval cable entrance. Apply a radius limiting tool for the tubes when using this type of splice box.



Ring cut the tube with a tool which is intended for the purpose. Applying wrong tools can damage the fibers. The length to be opened in this operation is determined by the splice box that you intend to use.

